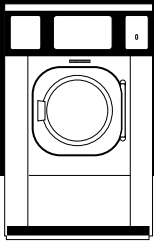




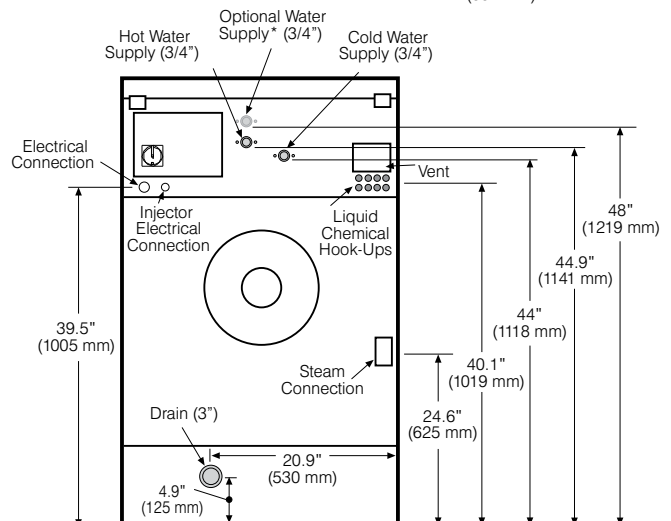
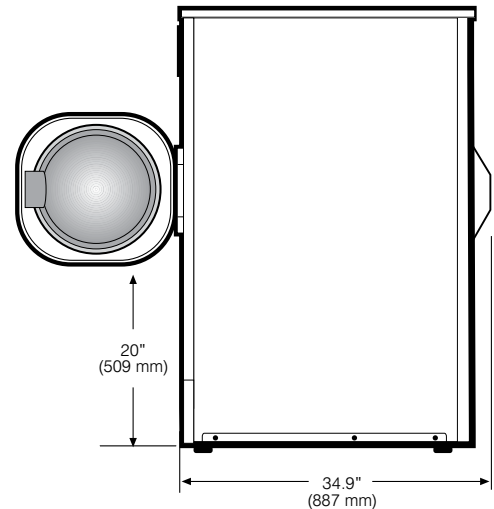
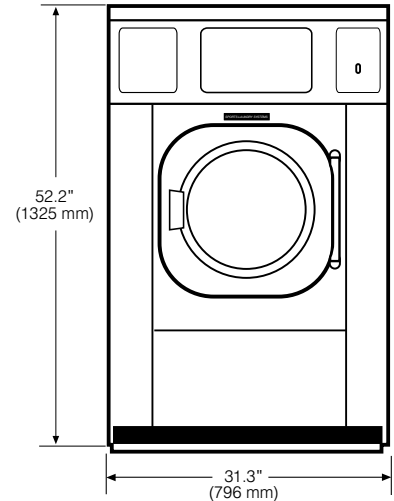
2500 State Road 44 • Oshkosh, WI 54904
 920.231.8222 • FAX 920.231.4666
www.sportslaundrysystems.com



EH030

**SPORTS LAUNDRY SYSTEMS 30-POUND CAPACITY
 HIGH-PERFORMANCE WASHER-EXTRACTOR**

Capacity <i>lbs (kg)</i>	30 (12.6)
Cylinder Diameter <i>inch (mm)</i>	24.4 (620)
Cylinder Depth <i>inch (mm)</i>	16.4 (416)
Cylinder Volume <i>cu ft (dm³)</i>	4.4 (126)
Net Weight <i>lbs (kg)</i>	758 (344)
Crated Weight <i>lbs(kg)</i>	820 (372)
Machine Width <i>inch (mm)</i>	31.3 (796)
Machine Depth <i>inch (mm)</i>	34.9 (887)
Machine Height <i>inch (mm)</i>	52.2 (1325)
Door Opening <i>inch (mm)</i>	12.9 (327)
Floor to Door <i>inch (mm)</i>	20 (509)
Shipping Dimensions <i>inch (mm)</i> (WxDxH)	32.4 x 37.2 x 58.5 (823 x 945 x 1485)
Washing Speeds <i>rpm</i>	
Logi Control	46.5
Inteli Control	27/36/43/46.5
Spin Speeds <i>rpm</i>	46.5/100/400/600/800/1005
G-force	0.75/3/56/125/222/351
Static Force Transmitted <i>lbs (kg)</i>	902 (409)
Dynamic Force Transmitted <i>lbs (kg)</i>	201 (91)
Frequency of Dynamic Force <i>Hz</i>	16.7
Available Voltages/Wire Conductor/Amp	
Hot Water (standard)	208-240/60/1, 2W + G, 10 Amp
Electric Auxiliary Heat (optional)	208/60/1, 2W + G, 40 Amp
Electric Auxiliary Heat (optional)	240/60/1, 2W + G, 50 Amp
Electric Auxiliary Heat (optional)	208-240/60/3, 3W + G, 40 Amp
Steam Auxiliary Heat (optional)	208-240/60/1, 2W + G, 10 Amp
Modified Energy Factor (MEF)*	2.08
Water Consumption Factor (WCF)*	4.68
Drain Diameter <i>inch (mm)</i>	3 (76)
Water Inlets <i>inch (mm)</i>	3/4 (19)
Recommended Water Pressure <i>PSI (bar)</i>	30-60 (2-4)
Water Flow <i>gal/min (l/min)</i>	16 (60)
Steam Connection <i>inch (mm)</i>	1/2 (12.7)
Steam Pressure (optional) <i>PSI (bar)</i>	29-87 (2-6)
Steam Flow (optional) <i>lbs/h (kg/h)</i>	176 (80)
Motor Power <i>kW</i>	0.87
Electric Heating Power (optional) <i>kW</i>	
Single Phase	8.4
Three Phase	12.4



* Modified Energy Factor (MEF) measured in cubic feet per kilowatt-hour per cycle. Water Consumption Factor (WCF) measured in gallons per cycle per cubic feet. MEF and WCF statistics are according to DOE test results report by Intertek, an independent testing laboratory, dated February 27, 2007.

** Specifications subject to change without notice or obligation. Call Sports Laundry Systems for dimensions not shown or for clarification.